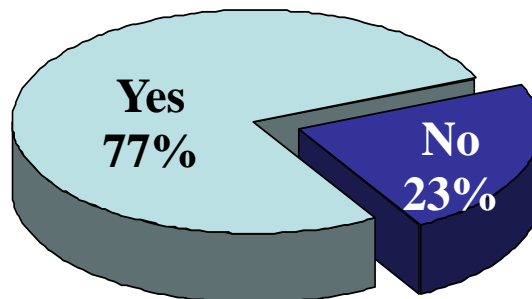




The following questions represent polling commissioned by *NC Go!* of 400 registered voters around the state. Polling was conducted by Public Policy Polling, May 28-29, 2008.

**1. Do you believe that funds raised from transportation sources, like the vehicle registration fee and gas tax, should be used solely for transportation purposes?**

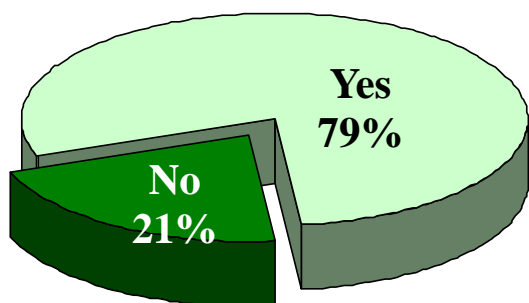
Yes: 77%      No: 23%



**2. Currently the North Carolina Legislature allows for approximately 170 million dollars to be transferred from the Highway trust fund to the general fund each year.**

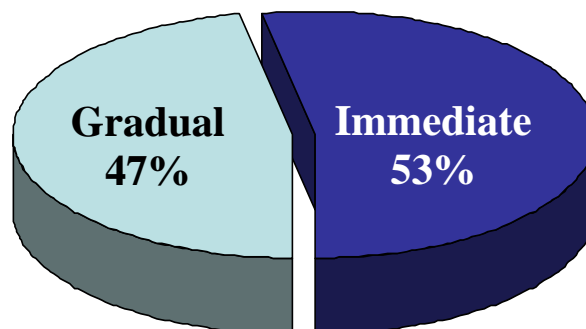
**Would you support ending this transfer and allowing this 170 million dollars to be spent on road construction, public transportation and other projects to help reduce traffic congestion?**

Yes: 79%      No: 21%



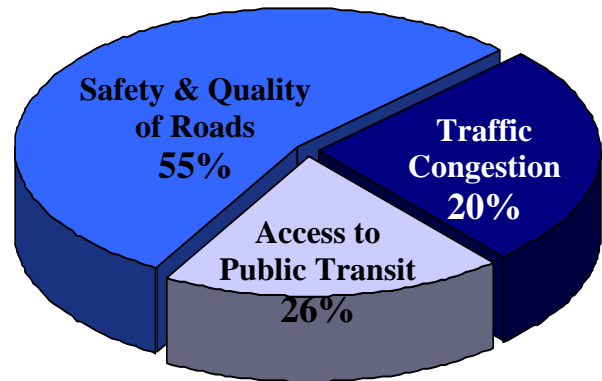
**3. Do you think the transfer should be gradual, meaning the transfer will be phased out in the next three to five years, or should the transfer end immediately so these dollars can be spent on improving transportation in our state?**

Gradual: 47%      Immediate: 53%



**4. When thinking about transportation issues in your area and across North Carolina, which of the following do you think needs the most attention?**

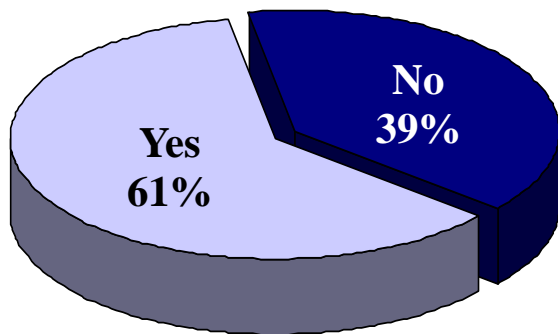
Safety & quality of roads and bridges: 55%  
 Traffic congestion: 20%  
 Access to public transit: 26%



**5. Traffic congestion is becoming a serious problem in urban and fast-growing cities. Proposed loops and regional connectors in most of these areas lack available funding and will not see completion for many years to come.**

**Would you support placing tolls on new highway projects that speed completion—cutting 10-15 years off a project - if they are removed once the project is paid for so long as there is a free alternative route?**

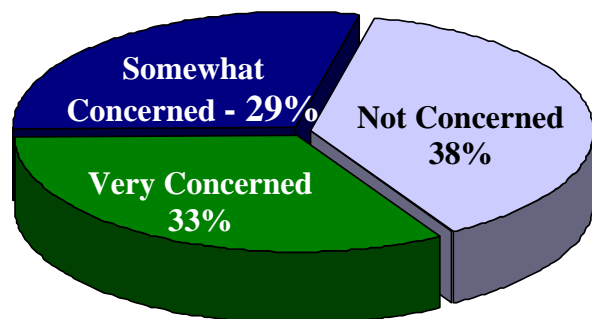
Yes: 61% No: 39%



**6. How concerned are you with the level of traffic congestion on your commute?**

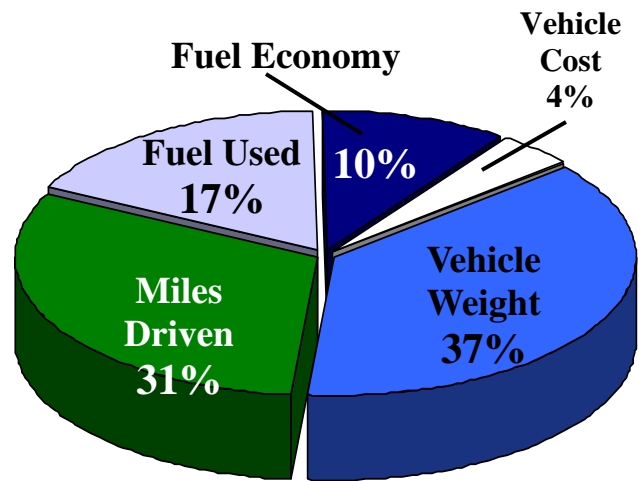
Very Concerned: 33%  
 Somewhat Concerned: 29%  
 (Concerned Total = 62%)

Not concerned .....38%

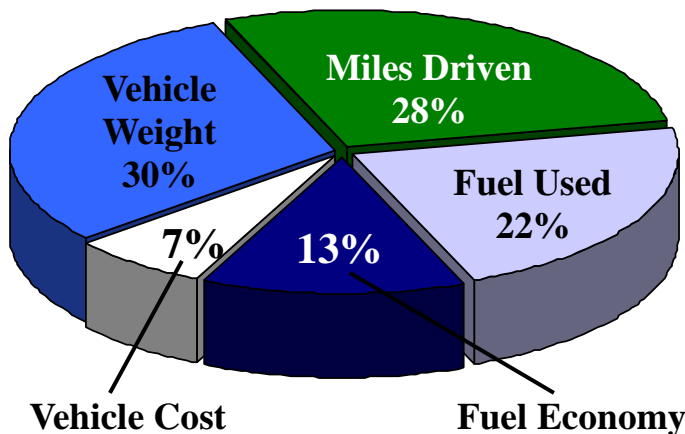


**7. Which of the following measures do you think is the fairest way to determine how much you pay for maintaining our highways, bridges, and transportation system?**

Weight of vehicle: 37%  
 Mileage you drive: 31% (VMT)  
 Amount of fuel used: 17%  
 Fuel economy (mpg): 10%  
 Cost of vehicle: 4%



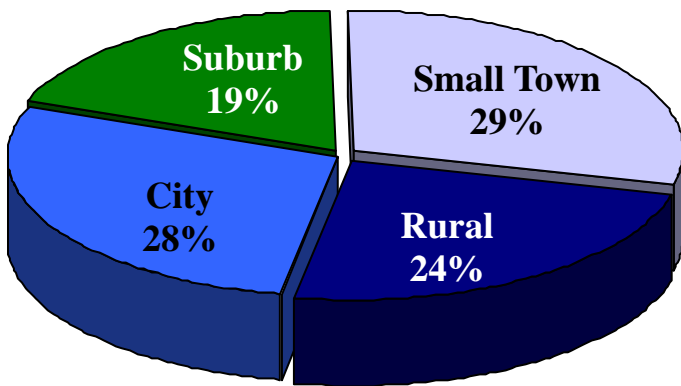
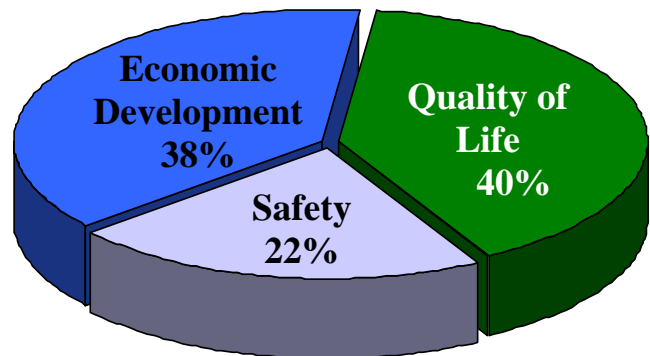
**8. Working from the same list of measures, which do you think is the second fairest way to determine how much you pay for maintaining our highways, bridges, and transportation system?**



Weight of vehicle: 30%  
 Mileage you drive: 28%  
 Amount of fuel used: 22%  
 Fuel economy: 13%  
 Cost of vehicle: 7%

**9. Which of the following do you think the quality and capacity of our transportation system, including roads, bridges, and public transportation, have the greatest impact on?**

Economic Development: 38%  
Quality of Life: 40%  
Safety: 22%



**10. Do you live in a city, a suburb, a small town, or a rural area?**  
*(Based on poll respondents for questions 1-6)*

City: 28%  
Suburb: 19%  
Small Town: 29%  
Rural Area: 24%

For additional demographic information about the poll's respondents or about the methodology, please contact *NC Go!* at [ncgo@ncgo.org](mailto:ncgo@ncgo.org) or (919) 882-1969.

**For more about *NC Go!*, our membership or our legislative priorities, please visit [www.ncgo.org](http://www.ncgo.org).**